




FKOM/FM D355 - D400

Butterfly valve with bare shaft and PPH disc, ISO-DIN



Technical specifications

Construction	Bi-directional centric butterfly valve
Size range	DN 350 - 400
Nominal pressure	DN 350: PN 7 with water at 20 °C DN 400: PN 6 with water at 20 °C
Temperature range	0 °C ÷ 100 °C
Coupling standards	Flanging system: EN ISO 15494, DIN 2501, ISO 7005-1 EN 1092-1
Reference standards	Construction criteria: EN ISO 16136, EN ISO 15494 Test methods and requirements: ISO 9393 Actuator couplings: ISO 5211
Valve material	Body: PP-GR Disk: PPH Shaft: STAINLESS steel AISI 316
Seal material	Liner: EPDM, FPM.
Control options	Gearbox, pneumatic actuator, electric actuator

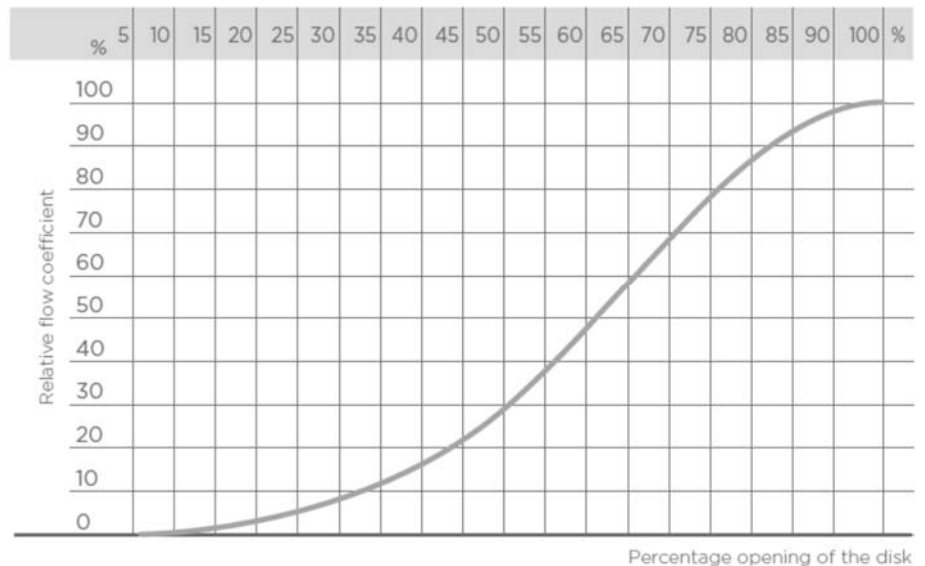
KV100 FLOW COEFFICIENT

The Kv100 flow coefficient is the Q flow rate of litres per minute of water at a temperature of 20°C that will generate $\Delta p = 1$ bar pressure drop with the valve completely open.

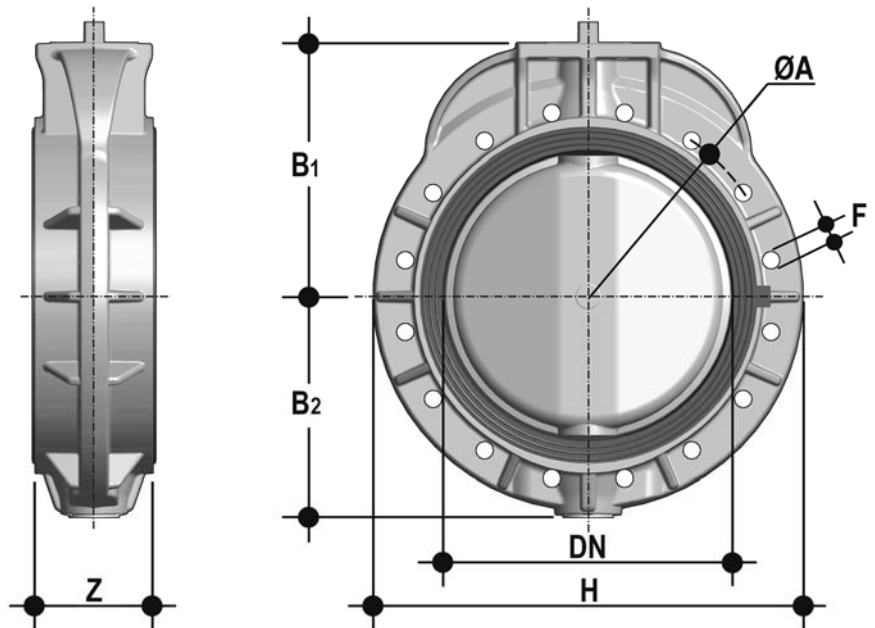
DN	350	400
K _v 100 l/min	94.100	124.900

RELATIVE FLOW COEFFICIENT DIAGRAM

The relative flow coefficient is the flow rate through the valve as a function of the degree of valve aperture. completely open.



DIMENSIONS

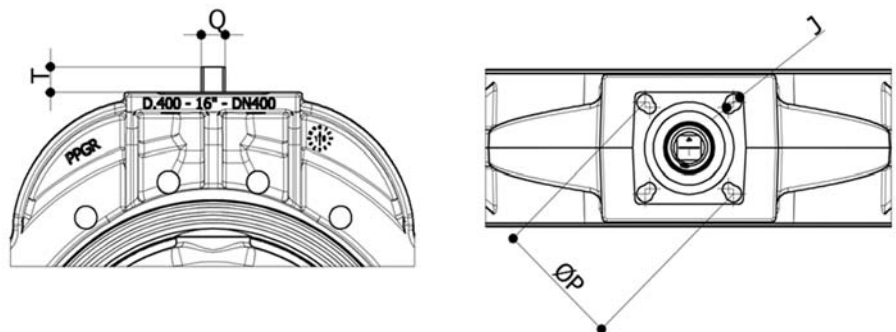


d	DN	PN	ØA	B1	B2	f	H	U	Z	g	EPDM Code	FPM Code
355	350	7	460	330	280	22	530	16	129	23000	FKOMFM355E	FKOMFM355F
400	400	6	515	350	306	26	594	16	169	30100	FKOMFM400E	FKOMFM400F

U = Number of holes
g = weight in grams

ACTUATOR MOUNTING FLANGE

The valve can be equipped with standard pneumatic or electric actuators and gearbox for heavy-duty operations, using a flange in PP-GR reproducing the drilling pattern provided for by standard ISO 5211.



d	DN	J	ØP	ISO 5211	T	Q	MAX TORQUE
355	350	14-18	125 / 140	F12 / F14	29	27	480 Nm
400	400	14-18	125 / 140	F12 / F14	29	27	625 Nm